

DIVISION OF THE DEPARTMENT OF FINANCE

TREASURER

Excellent and responsive fiscal leadership.

Roy Given, CPA
DIRECTOR

August 21, 2018

Mina Martinovich, CPA
ASSISTANT DIRECTOR

Damon Connolly, President
Board of Supervisors
County of Marin
3501 Civic Center Dr. #329
San Rafael, CA 94903

Mary Jane Burke
Superintendent of Schools
Marin County Office of Education
P.O. Box 4925
San Rafael, CA 94913

Marin County Schools,
Special Districts, and
MCERA

Karen Shaw
FINANCE DIVISION CHIEF

RE: MONTHLY REPORT OF COUNTY, SCHOOLS AND DISTRICT INVESTMENTS
as of June 30, 2018.

Marin County Civic Center
3501 Civic Center Drive
Suite 209
PO Box 4220
San Rafael, CA 94913-4220
415 473 6143 T
415 473 3741 F
CRS Dial 711
www.marincounty.org/treas

Dear Investment Fund Participants:

The attached Monthly Report of County, Schools and District investments is provided for your review.

* The investments were made pursuant to Government Code Sections 53601, 53635 and comply with the County Treasurer's Statement of Investment Policy. The investment policy provides for:

- Preservation of capital through high quality investments;
- Maintenance of sufficient liquidity to meet participant operating needs; and
- A rate of return consistent with the above objectives.

* Maturities are scheduled to meet participant expenditure requirements for the next six months.

* Attached spreadsheets identify investment type, issuer, maturity date, amount invested and fair market value for each security held. Fair market values were determined by Wells Fargo Institutional Trust Services on all securities except for investments in the Local Agency Investment Fund which was valued at face value by us. Adjustments have been made for premiums, discounts and accrued interest on discount securities to make the book value and fair market value more comparable.


I trust you find this report informative. Should you have any questions do not hesitate to call me.

Respectfully submitted,

Roy Given
Director of Finance

RG: sa
Attachments

cc: Matthew Hymel, County Administrator
Marin County Treasury Oversight Committee



TREASURER DIVISION - DEPARTMENT OF FINANCE
REPORT OF INVESTMENTS - OPERATING FUNDS
COUNTY OF MARIN, SCHOOLS & SPECIAL DISTRICTS

June 30, 2018

Page 1

INVESTMENT #	TYPE	FACE VALUE	STATED RATE	MATURITY DATE	PURCHASE DATE	BOOK VALUE	YTM 360 DAYS	YTM 365 DAYS	DESCRIPTION	MARKET VALUE
142	LA1	242,051.28	2.967	/ /	07/01/2011	242,051.28	1.828	1.854	Local Agency Investment Fund	242,051.28
3490	LA2	0.00	5.170	/ /	07/01/2011	0.00	0.000	0.001	MM-DREYFUS	0.00
9149	LA2	10,000,000.00	0.040	/ /	07/01/2011	10,000,000.00	1.686	1.710	MM-FIDELITY Institutional Gov	10,000,000.00
4366	LA2	0.00	4.930	/ /	07/01/2011	0.00	0.009	0.010	NATIONS Treasury Reserves	0.00
2246	LA2	10,000,000.00	4.760	/ /	07/01/2011	10,000,000.00	1.666	1.690	MM-WELLS FARGO Institutional G	10,000,000.00
11983	FAD	5,000,000.00	1.430	07/02/2018	12/11/2017	4,959,681.94	1.457	1.478	Federal Home Loan Discount	5,000,000.00
12025	FAD	3,500,000.00	1.420	07/03/2018	01/12/2018	3,476,254.44	1.429	1.449	Fed Home Ln Mtg Corp Disc	3,499,825.00
12026	FAD	3,500,000.00	1.470	07/05/2018	01/17/2018	3,475,847.08	1.480	1.500	Federal Home Loan Discount	3,499,440.00
12029	FAD	3,500,000.00	1.485	07/06/2018	01/24/2018	3,476,466.88	1.495	1.515	Federal Home Loan Discount	3,499,265.00
12019	FAD	5,500,000.00	1.430	07/09/2018	01/05/2018	5,459,582.64	1.448	1.469	Fed Home Ln Mtg Corp Disc	5,498,020.00
12030	FAD	3,500,000.00	1.485	07/10/2018	01/24/2018	3,475,889.38	1.495	1.516	Federal Home Loan Discount	3,498,530.00
12036	FAD	3,000,000.00	1.470	07/11/2018	02/02/2018	2,980,522.50	1.479	1.500	Fed Home Ln Mtg Corp Disc	2,998,590.00
12037	FAD	3,000,000.00	1.470	07/12/2018	02/02/2018	2,980,400.00	1.479	1.500	Fed Home Ln Mtg Corp Disc	2,998,440.00
11520	FAC	5,000,000.00	0.850	07/13/2018	07/13/2016	5,000,000.00	0.838	0.850	Fed Natl Mtg Assoc	4,998,500.00
12018	FAD	8,500,000.00	1.460	07/13/2018	01/04/2018	8,434,502.78	1.480	1.500	Fed Home Ln Mtg Corp Disc	8,495,155.00
12017	FAD	7,000,000.00	1.470	07/16/2018	01/03/2018	6,944,548.33	1.491	1.511	Fed Home Ln Mtg Corp Disc	6,994,890.00
12015	FAD	3,000,000.00	1.470	07/17/2018	01/03/2018	2,976,112.50	1.491	1.512	Fed Home Ln Mtg Corp Disc	2,997,660.00
12014	FAD	3,000,000.00	1.470	07/18/2018	01/03/2018	2,975,990.00	1.491	1.512	Fed Home Ln Mtg Corp Disc	2,997,510.00
12013	FAD	3,000,000.00	1.470	07/19/2018	01/03/2018	2,975,867.50	1.491	1.512	Fed Home Ln Mtg Corp Disc	2,997,360.00
12055	FAD	3,500,000.00	1.650	07/20/2018	03/09/2018	3,478,664.58	1.660	1.683	Fed Home Ln Mtg Corp Disc	3,496,745.00
12049	FAD	3,000,000.00	0.000	07/23/2018	02/21/2018	2,978,720.00	1.692	1.715	Federal Home Loan Discount	2,996,730.00
12031	FAD	3,000,000.00	1.585	07/24/2018	01/25/2018	2,976,225.00	1.597	1.619	Federal Home Loan Discount	2,996,580.00

INVESTMENT #	TYPE	FACE VALUE	STATED RATE	MATURITY DATE	PURCHASE DATE	BOOK VALUE	YTM 360 DAYS	YTM 365 DAYS	DESCRIPTION	MARKET VALUE
11999	FAD	3,000,000.00	1.490	07/25/2018	12/22/2017	2,973,304.17	1.520	1.541	Federal Home Loan Discount	2,996,430.00
12000	FAD	9,000,000.00	1.490	07/26/2018	12/22/2017	8,919,540.00	1.520	1.541	Federal Home Loan Discount	8,988,750.00
11463	FAC	5,000,000.00	1.000	07/27/2018	04/27/2016	5,000,000.00	0.986	1.000	Fed Home Ln Mtg Corp	4,996,700.00
11524	FAC	5,000,000.00	0.875	07/27/2018	07/27/2016	5,000,000.00	0.863	0.875	Fed Natl Mtg Assoc	4,996,400.00
12043	FAD	3,500,000.00	1.560	07/27/2018	02/07/2018	3,474,216.67	1.571	1.593	Federal Home Loan Discount	3,495,450.00
12047	FAD	14,000,000.00	1.680	07/27/2018	02/16/2018	13,894,813.33	1.692	1.716	Federal Home Loan Discount	13,981,800.00
12054	FAD	7,500,000.00	1.730	07/27/2018	03/07/2018	7,448,820.83	1.741	1.766	Federal Home Loan Discount	7,490,250.00
12058	FAD	3,000,000.00	1.830	07/27/2018	03/15/2018	2,979,565.00	1.842	1.868	Federal Home Loan Discount	2,996,100.00
12001	FAD	3,000,000.00	0.000	07/30/2018	12/22/2017	2,972,683.33	1.520	1.541	Federal Home Loan Discount	2,995,650.00
12022	FAD	22,000,000.00	1.470	07/30/2018	01/09/2018	21,818,536.67	1.492	1.513	Federal Home Loan Discount	21,968,100.00
12033	FAD	10,000,000.00	1.585	07/30/2018	01/26/2018	9,918,548.61	1.607	1.629	Federal Home Loan Discount	9,985,500.00
12046	FAD	8,000,000.00	1.600	07/30/2018	02/15/2018	7,941,333.33	1.611	1.634	Federal Home Loan Discount	7,988,400.00
12052	FAD	6,500,000.00	1.670	07/30/2018	03/02/2018	6,454,770.83	1.681	1.705	Federal Home Loan Discount	6,490,575.00
11997	FAD	8,000,000.00	1.500	07/31/2018	12/20/2017	7,925,666.67	1.531	1.552	Federal Home Loan Discount	7,987,920.00
12070	FAD	3,500,000.00	0.000	08/01/2018	03/29/2018	3,478,732.64	1.760	1.785	Federal Home Loan Discount	3,494,400.00
12073	FAD	4,000,000.00	1.750	08/02/2018	04/03/2018	3,976,472.22	1.760	1.784	Federal Home Loan Discount	3,993,400.00
12074	FAD	3,000,000.00	1.750	08/03/2018	04/04/2018	2,982,354.17	1.760	1.784	Federal Home Loan Discount	2,994,870.00
12075	FAD	3,000,000.00	0.000	08/06/2018	04/04/2018	2,981,916.67	1.760	1.785	Federal Home Loan Discount	2,994,390.00
12024	FAD	6,500,000.00	1.630	08/07/2018	01/11/2018	6,438,784.44	1.657	1.680	Federal Home Loan Discount	6,487,520.00
12076	FAD	3,000,000.00	1.750	08/08/2018	04/04/2018	2,981,625.00	1.760	1.785	Federal Home Loan Discount	2,994,090.00
12077	FAD	3,000,000.00	1.750	08/09/2018	04/04/2018	2,981,479.17	1.760	1.785	Federal Home Loan Discount	2,993,910.00
12056	FAD	8,500,000.00	1.700	08/10/2018	03/13/2018	8,439,791.67	1.712	1.735	Federal Home Loan Discount	8,482,320.00
12063	FAD	7,000,000.00	1.800	08/13/2018	03/21/2018	6,949,250.00	1.813	1.838	Federal Home Loan Discount	6,984,320.00
12078	FAD	3,000,000.00	1.750	08/14/2018	04/04/2018	2,980,750.00	1.761	1.785	Federal Home Loan Discount	2,993,130.00
12079	FAD	3,000,000.00	1.750	08/15/2018	04/04/2018	2,980,604.17	1.761	1.785	Federal Home Loan Discount	2,992,950.00
12080	FAD	3,000,000.00	1.750	08/16/2018	04/04/2018	2,980,458.33	1.761	1.785	Federal Home Loan Discount	2,992,800.00
12081	FAD	3,000,000.00	1.750	08/17/2018	04/04/2018	2,980,312.50	1.761	1.786	Federal Home Loan Discount	2,992,650.00

INVESTMENT #	TYPE	FACE VALUE	STATED RATE	MATURITY DATE	PURCHASE DATE	BOOK VALUE	YTM 360 DAYS	YTM 365 DAYS	DESCRIPTION	MARKET VALUE
11948	FAD	5,000,000.00	1.540	08/20/2018	11/27/2017	4,943,105.56	1.571	1.593	Federal Farm Credit Bank Disc	4,986,950.00
12086	FAD	3,000,000.00	1.720	08/21/2018	04/05/2018	2,980,220.00	1.731	1.755	Federal Home Loan Discount	2,991,990.00
12062	FAD	4,000,000.00	1.820	08/22/2018	03/20/2018	3,968,655.56	1.834	1.859	Federal Home Loan Discount	3,989,120.00
12087	FAD	3,000,000.00	1.710	08/23/2018	04/06/2018	2,980,192.50	1.721	1.745	Fed Home Ln Mtg Corp Disc	2,991,690.00
12071	FAD	8,000,000.00	1.750	08/24/2018	04/02/2018	7,944,000.00	1.762	1.786	Federal Home Loan Discount	7,977,360.00
12023	FAD	6,000,000.00	0.000	08/27/2018	01/10/2018	5,942,750.00	1.526	1.547	Federal Home Loan Discount	5,982,060.00
12060	FAD	3,500,000.00	1.820	08/28/2018	03/19/2018	3,471,335.00	1.835	1.860	Federal Home Loan Discount	3,489,360.00
12085	FAD	3,000,000.00	0.000	08/29/2018	04/05/2018	2,979,073.33	1.732	1.756	Federal Home Loan Discount	2,990,730.00
12072	FAD	5,000,000.00	1.810	08/30/2018	04/02/2018	4,962,291.67	1.823	1.849	Federal Home Loan Discount	4,984,250.00
12005	FAD	10,000,000.00	1.530	08/31/2018	12/27/2017	9,895,025.00	1.563	1.585	Federal Home Loan Discount	9,968,000.00
12006	FAD	10,000,000.00	1.530	08/31/2018	12/28/2017	9,895,450.00	1.563	1.585	Federal Home Loan Discount	9,968,000.00
12102	FAD	3,000,000.00	1.870	09/04/2018	04/26/2018	2,979,585.83	1.882	1.908	Federal Home Loan Discount	2,989,650.00
12103	FAD	3,500,000.00	1.810	09/05/2018	04/26/2018	3,476,771.67	1.822	1.847	Fed Home Ln Mtg Corp	3,487,750.00
12100	FAD	6,000,000.00	1.890	09/06/2018	04/23/2018	5,957,160.00	1.903	1.930	Fed Agric Mtg Corp Discount	5,978,640.00
11384	FAC	5,000,000.00	1.000	09/07/2018	03/07/2016	5,000,000.00	0.986	1.000	Fed Home Ln Mtg Corp	4,991,100.00
12097	FAD	3,000,000.00	1.780	09/07/2018	04/19/2018	2,979,085.00	1.792	1.817	Fed Home Ln Mtg Corp Disc	2,989,170.00
12003	FAD	10,000,000.00	0.000	09/10/2018	12/26/2017	9,890,350.00	1.564	1.585	Federal Home Loan Discount	9,962,280.00
12104	FAD	3,500,000.00	0.000	09/11/2018	04/26/2018	3,475,715.83	1.822	1.847	Fed Home Ln Mtg Corp Disc	3,486,595.00
12110	FAD	3,000,000.00	0.000	09/12/2018	05/03/2018	2,979,760.00	1.852	1.878	Federal Home Loan Discount	2,988,360.00
12109	FAD	3,000,000.00	1.840	09/13/2018	05/03/2018	2,979,606.67	1.852	1.878	Federal Home Loan Discount	2,988,210.00
12144	FAD	4,000,000.00	1.870	09/14/2018	06/28/2018	3,983,793.33	1.877	1.903	Federal Home Loan Discount	3,984,040.00
11874	MC1	48,000.00	3.500	09/15/2018	09/15/2017	48,000.00	3.452	3.500	MARIN COUNTY	48,000.00
12111	FAD	3,000,000.00	1.840	09/17/2018	05/04/2018	2,979,146.67	1.852	1.878	Federal Home Loan Discount	2,987,550.00
12138	FAD	5,000,000.00	1.935	09/18/2018	06/18/2018	4,975,275.00	1.944	1.971	Fed Agric Mtg Corp Discount	4,979,000.00
12112	FAD	3,500,000.00	1.840	09/18/2018	05/07/2018	3,476,028.89	1.852	1.878	Federal Home Loan Discount	3,485,300.00
12113	FAD	3,000,000.00	1.880	09/19/2018	05/10/2018	2,979,320.00	1.893	1.919	Fed Home Ln Mtg Corp Disc	2,987,220.00
12114	FAD	3,000,000.00	1.880	09/20/2018	05/10/2018	2,979,163.33	1.893	1.919	Fed Home Ln Mtg Corp Disc	2,987,070.00

INVESTMENT #	TYPE	FACE VALUE	STATED RATE	MATURITY DATE	PURCHASE DATE	BOOK VALUE	YTM 360 DAYS	YTM 365 DAYS	DESCRIPTION	MARKET VALUE
12020	FAD	8,000,000.00	1.520	09/21/2018	01/08/2018	7,913,528.89	1.550	1.571	Federal Home Loan Discount	7,965,120.00
12098	FAD	7,000,000.00	1.790	09/24/2018	04/19/2018	6,945,007.22	1.804	1.829	Fed Home Ln Mtg Corp Disc	6,968,290.00
12145	FAD	4,000,000.00	1.860	09/24/2018	06/29/2018	3,982,020.00	1.868	1.894	Fed Home Ln Mtg Corp Disc	3,981,880.00
12101	FAD	5,000,000.00	1.830	09/27/2018	04/24/2018	4,960,350.00	1.844	1.870	Fed Home Ln Mtg Corp Disc	4,976,550.00
11504	FAC	5,000,000.00	1.150	09/28/2018	06/28/2016	5,000,000.00	1.134	1.150	Fed Home Ln Mtg Corp	4,989,550.00
12012	FAD	13,000,000.00	0.000	09/28/2018	01/02/2018	12,854,291.67	1.530	1.552	Federal Home Loan Discount	12,938,380.00
12021	FAD	10,000,000.00	1.520	09/28/2018	01/08/2018	9,888,955.56	1.550	1.572	Federal Home Loan Discount	9,952,600.00
12057	FAD	3,500,000.00	1.820	09/28/2018	03/14/2018	3,464,965.00	1.876	1.902	Federal Home Loan Discount	3,483,410.00
12105	FAD	3,000,000.00	1.885	10/01/2018	04/27/2018	2,975,337.92	1.900	1.927	Federal Home Loan Discount	2,985,000.00
12106	FAD	3,000,000.00	1.885	10/02/2018	04/27/2018	2,975,180.83	1.900	1.927	Federal Home Loan Discount	2,984,820.00
12107	FAD	4,000,000.00	0.000	10/03/2018	04/27/2018	3,966,698.33	1.900	1.927	Federal Home Loan Discount	3,979,560.00
12125	FAD	3,000,000.00	1.930	10/04/2018	05/23/2018	2,978,448.33	1.943	1.970	Fed Home Ln Mtg Corp Disc	2,984,490.00
12008	FAD	8,000,000.00	1.700	10/05/2018	12/29/2017	7,894,222.22	1.741	1.765	Fed Agric Mrg Corp (FarmerMac)	7,958,240.00
12009	FAD	5,000,000.00	1.700	10/05/2018	12/29/2017	4,933,888.89	1.741	1.765	Fed Agric Mrg Corp (FarmerMac)	4,973,900.00
12053	FAD	5,000,000.00	1.730	10/09/2018	03/06/2018	4,947,859.72	1.781	1.805	Fed Home Ln Mtg Corp Disc	4,972,800.00
12115	FAD	4,000,000.00	1.890	10/10/2018	05/10/2018	3,967,870.00	1.905	1.931	Fed Home Ln Mtg Corp Disc	3,978,000.00
12128	FAD	3,000,000.00	1.910	10/11/2018	05/25/2018	2,977,875.83	1.924	1.950	Fed Home Ln Mtg Corp Disc	2,983,350.00
12135	FAD	3,000,000.00	0.000	10/12/2018	06/15/2018	2,981,059.17	1.922	1.948	Federal Home Loan Discount	2,983,170.00
12131	FAD	4,000,000.00	0.000	10/15/2018	06/07/2018	3,971,977.78	1.953	1.980	Federal Home Loan Discount	3,976,920.00
12136	FAD	3,000,000.00	1.910	10/16/2018	06/15/2018	2,980,422.50	1.922	1.949	Federal Home Loan Discount	2,982,510.00
12137	FAD	3,000,000.00	0.000	10/17/2018	06/15/2018	2,980,005.00	1.947	1.975	Federal Home Loan Discount	2,982,360.00
11570	FAC	1,300,000.00	1.070	10/18/2018	10/18/2016	1,300,000.00	1.055	1.070	Fed Home Ln Mtg Corp	1,296,269.00
12118	FAD	3,000,000.00	1.950	10/18/2018	05/17/2018	2,974,975.00	1.966	1.993	Fed Home Ln Mtg Corp Disc	2,982,180.00
12068	FAD	8,000,000.00	1.820	10/19/2018	03/28/2018	7,917,088.89	1.875	1.901	Federal Home Loan Discount	7,952,080.00
12119	FAD	5,000,000.00	1.950	10/22/2018	05/17/2018	4,957,208.33	1.966	1.994	Fed Home Ln Mtg Corp Disc	4,969,200.00
12120	FAD	2,000,000.00	0.000	10/23/2018	05/17/2018	1,982,775.00	1.966	1.994	Fed Home Ln Mtg Corp Disc	1,987,580.00
12121	FAD	3,000,000.00	0.000	10/24/2018	05/17/2018	2,974,000.00	1.967	1.994	Fed Home Ln Mtg Corp Disc	2,981,190.00


INVESTMENT #	TYPE	FACE VALUE	STATED RATE	MATURITY DATE	PURCHASE DATE	BOOK VALUE	YTM 360 DAYS	YTM 365 DAYS	DESCRIPTION	MARKET VALUE
12122	FAD	3,000,000.00	1.950	10/25/2018	05/17/2018	2,973,837.50	1.967	1.994	Fed Home Ln Mtg Corp Disc	2,981,040.00
12123	FAD	4,000,000.00	1.950	10/30/2018	05/17/2018	3,964,033.33	1.967	1.995	Fed Home Ln Mtg Corp Disc	3,973,600.00
11950	FAD	20,000,000.00	1.480	10/31/2018	11/29/2017	19,723,733.33	1.515	1.536	Fed Home Ln Mtg Corp Disc	19,867,000.00
12010	FAD	7,500,000.00	1.530	11/02/2018	12/29/2017	7,401,825.00	1.566	1.588	Federal Home Loan Discount	7,447,950.00
11994	FAD	6,000,000.00	1.550	11/05/2018	12/14/2017	5,915,783.33	1.588	1.610	Fed Home Ln Mtg Corp Disc	5,957,400.00
11993	FAD	3,000,000.00	1.550	11/06/2018	12/14/2017	2,957,762.50	1.588	1.610	Fed Home Ln Mtg Corp Disc	2,978,520.00
12130	FAD	5,000,000.00	1.950	11/07/2018	05/30/2018	4,956,395.83	1.967	1.994	Fed Home Ln Mtg Corp Disc	4,963,900.00
12139	FAD	4,000,000.00	0.000	11/13/2018	06/19/2018	3,967,986.67	1.975	2.003	Fed Home Ln Mtg Corp Disc	3,969,760.00
11808	FAC	5,000,000.00	1.200	11/15/2018	05/15/2017	5,000,000.00	1.183	1.200	Federal Home Loan Bank	4,983,450.00
12011	FAD	8,000,000.00	0.000	11/16/2018	01/02/2018	7,889,053.33	1.607	1.629	Fed Home Ln Mtg Corp	7,938,240.00
11271	FAC	5,000,000.00	1.150	11/19/2018	11/19/2015	5,000,000.00	1.134	1.150	Fed Natl Mtg Assoc	4,981,850.00
12129	FAD	7,000,000.00	0.000	11/19/2018	05/29/2018	6,934,025.00	1.968	1.995	Federal Home Loan Discount	6,944,770.00
11945	FAC	5,000,000.00	1.600	11/27/2018	11/27/2017	4,997,485.00	1.628	1.650	Federal Farm Credit Bank	4,992,050.00
11622	FAC	5,000,000.00	1.050	11/28/2018	11/28/2016	5,000,000.00	1.035	1.050	Fed Home Ln Mtg Corp	4,977,950.00
12016	FAD	6,000,000.00	1.760	11/28/2018	01/03/2018	5,903,493.33	1.805	1.830	Federal Farm Credit Bank	5,949,600.00
11624	FAC	5,000,000.00	1.010	11/30/2018	11/30/2016	5,000,000.00	0.996	1.010	Fed Home Ln Mtg Corp	4,977,150.00
11990	FAD	30,000,000.00	1.540	11/30/2018	12/13/2017	29,548,266.67	1.579	1.601	Federal Home Loan Discount	29,744,700.00
12116	FAC	5,000,000.00	1.750	12/14/2018	05/11/2018	4,988,635.00	2.108	2.137	Federal Home Loan Bank	4,989,800.00
11667	FAC	5,000,000.00	1.200	12/14/2018	12/14/2016	5,000,000.00	1.183	1.200	Fed Home Ln Mtg Corp	4,976,600.00
12084	FAC	10,548,000.00	1.125	12/14/2018	04/05/2018	10,483,340.76	1.993	2.020	Fed Natl Mtg Assoc	10,500,323.04
11995	FAD	20,000,000.00	1.530	12/14/2018	12/15/2017	19,690,600.00	1.569	1.591	Federal Home Loan Discount	19,810,200.00
11996	FAD	30,000,000.00	1.530	12/14/2018	12/18/2017	29,539,725.00	1.569	1.591	Federal Home Loan Discount	29,715,300.00
12035	FAD	10,000,000.00	1.700	12/14/2018	01/31/2018	9,850,305.56	1.742	1.766	Federal Home Loan Discount	9,905,100.00
12051	FAD	15,000,000.00	1.930	12/14/2018	02/28/2018	14,767,595.83	1.986	2.013	Federal Home Loan Discount	14,857,650.00
12088	FAD	8,000,000.00	1.850	12/14/2018	04/09/2018	7,897,633.33	1.899	1.925	Federal Home Loan Discount	7,924,080.00
12089	FAD	12,000,000.00	1.850	12/14/2018	04/10/2018	11,847,066.67	1.899	1.925	Federal Home Loan Discount	11,886,120.00
12090	FAD	15,000,000.00	1.850	12/14/2018	04/11/2018	14,809,604.17	1.899	1.925	Federal Home Loan Discount	14,857,650.00

INVESTMENT #	TYPE	FACE VALUE	STATED RATE	MATURITY DATE	PURCHASE DATE	BOOK VALUE	YTM 360 DAYS	YTM 365 DAYS	DESCRIPTION	MARKET VALUE
12095	FAD	12,000,000.00	0.000	12/17/2018	04/17/2018	11,853,600.00	1.847	1.872	Federal Home Loan Discount	11,884,080.00
12132	FAD	3,000,000.00	2.000	12/17/2018	06/11/2018	2,968,500.00	2.054	2.082	Federal Home Loan Discount	2,971,020.00
12092	FAD	15,000,000.00	0.000	12/18/2018	04/16/2018	14,810,375.00	1.899	1.925	Federal Home Loan Discount	14,854,200.00
12133	FAD	3,000,000.00	2.000	12/20/2018	06/13/2018	2,968,333.33	2.054	2.082	Federal Home Loan Discount	2,970,510.00
11675	FAC	5,000,000.00	1.200	12/21/2018	12/21/2016	5,000,000.00	1.183	1.200	Fed Home Ln Mtg Corp	4,978,250.00
12134	FAD	3,000,000.00	2.000	12/21/2018	06/13/2018	2,968,166.67	2.054	2.082	Federal Home Loan Discount	2,970,330.00
12059	FAD	10,000,000.00	1.830	12/21/2018	03/16/2018	9,857,666.67	1.882	1.908	Fed Home Ln Mtg Corp Disc	9,901,100.00
12064	FAD	15,000,000.00	1.830	12/21/2018	03/22/2018	14,791,075.00	1.882	1.908	Fed Home Ln Mtg Corp Disc	14,851,650.00
12082	FAD	5,000,000.00	1.830	12/24/2018	04/04/2018	4,932,900.00	1.878	1.904	Fed Home Ln Mtg Corp Disc	4,949,700.00
12065	FAD	9,500,000.00	1.830	12/26/2018	03/23/2018	9,365,749.17	1.882	1.908	Fed Home Ln Mtg Corp Disc	9,403,290.00
12083	FAD	5,000,000.00	0.000	12/27/2018	04/04/2018	4,932,137.50	1.878	1.904	Fed Home Ln Mtg Corp Disc	4,948,850.00
12093	FAD	10,000,000.00	1.850	12/28/2018	04/16/2018	9,868,444.44	1.899	1.925	Federal Home Loan Discount	9,897,100.00
11963	FAC	4,250,000.00	1.700	01/07/2019	12/07/2017	4,248,767.50	1.703	1.727	Federal Farm Credit Bank	4,239,460.00
12126	FAD	7,000,000.00	2.020	01/15/2019	05/25/2018	6,907,697.22	2.081	2.110	Federal Home Loan Discount	6,919,570.00
11710	FAC	5,000,000.00	1.000	01/25/2019	01/25/2017	5,000,000.00	1.414	1.433	Fed Home Ln Mtg Corp	4,997,700.00
11522	FAC	5,000,000.00	1.000	01/25/2019	07/25/2016	5,000,000.00	0.986	1.000	Fed Natl Mtg Assoc	4,965,500.00
12094	FAD	5,000,000.00	0.000	01/30/2019	04/16/2018	4,925,743.06	1.900	1.926	Federal Home Loan Discount	4,938,150.00
12141	FAD	8,000,000.00	2.030	01/30/2019	06/22/2018	7,899,853.33	2.085	2.114	Federal Home Loan Discount	7,901,040.00
12067	FAD	10,000,000.00	1.850	01/30/2019	03/27/2018	9,841,208.33	1.902	1.929	Fed Home Ln Mtg Corp Disc	9,876,300.00
12127	FAD	5,000,000.00	2.000	01/30/2019	05/25/2018	4,930,555.56	2.060	2.088	Fed Home Ln Mtg Corp Disc	4,938,150.00
12038	MC1	100,000.00	3.500	02/01/2019	02/13/2018	100,115.07	3.448	3.495	MARIN COUNTY	100,115.07
11539	FAC	5,000,000.00	1.000	02/28/2019	08/30/2016	5,000,000.00	0.986	1.000	Federal Home Loan Bank	4,956,500.00
11750	FAC	5,000,000.00	1.375	03/15/2019	03/15/2017	5,000,000.00	1.356	1.375	Fed Home Ln Mtg Corp	4,970,450.00
11834	FAC	5,000,000.00	1.375	03/29/2019	06/29/2017	5,000,000.00	1.356	1.375	Federal Home Loan Bank	4,966,300.00
11555	FAC	5,000,000.00	1.125	03/29/2019	09/29/2016	5,000,000.00	1.109	1.125	Fed Home Ln Mtg Corp	4,958,100.00
12091	FAD	5,000,000.00	2.080	03/29/2019	04/11/2018	4,898,311.11	2.142	2.171	Fed Agric Mtg Corp Discount	4,918,250.00
11799	FAC	5,000,000.00	1.410	04/26/2019	04/26/2017	5,000,000.00	1.390	1.410	Fed Home Ln Mtg Corp	4,951,750.00

INVESTMENT #	TYPE	FACE VALUE	STATED RATE	MATURITY DATE	PURCHASE DATE	BOOK VALUE	YTM 360 DAYS	YTM 365 DAYS	DESCRIPTION	MARKET VALUE
12117	FAC	5,000,000.00	2.250	05/15/2019	05/15/2018	5,000,000.00	2.219	2.250	Federal Home Loan Bank	4,995,800.00
11602	FAC	5,000,000.00	1.100	05/15/2019	11/15/2016	5,000,000.00	1.084	1.100	Fed Home Ln Mtg Corp	4,969,450.00
11813	FAC	5,000,000.00	1.400	05/24/2019	05/24/2017	5,000,000.00	1.380	1.400	Federal Home Loan Bank	4,956,900.00
11823	FAC	5,000,000.00	1.400	06/14/2019	06/14/2017	5,000,000.00	1.380	1.400	Fed Home Ln Mtg Corp	4,954,400.00
12142	FAC	5,000,000.00	2.350	06/25/2019	06/25/2018	5,000,000.00	2.317	2.350	Federal Farm Credit Bank	4,998,450.00
11830	FAC	5,000,000.00	1.450	06/28/2019	06/28/2017	5,000,000.00	1.430	1.450	Federal Home Loan Bank	4,944,550.00
10800	RRP	50,432.49	3.500	07/01/2019	07/01/2014	50,432.49	3.452	3.500	MARIN COUNTY	50,432.49
11711	FAC	5,000,000.00	1.500	07/26/2019	01/26/2017	5,000,000.00	1.479	1.500	Fed Home Ln Mtg Corp	4,950,700.00
11848	FAC	5,000,000.00	1.530	07/26/2019	07/26/2017	5,000,000.00	1.509	1.530	Fed Home Ln Mtg Corp	4,952,300.00
11523	FAC	5,000,000.00	0.750	07/26/2019	07/26/2016	5,000,000.00	1.227	1.244	Fed Natl Mtg Assoc	4,961,650.00
11530	FAC	5,000,000.00	1.250	08/15/2019	08/15/2016	5,000,000.00	1.232	1.250	Fed Home Ln Mtg Corp	4,932,800.00
11862	FAC	5,000,000.00	1.500	08/22/2019	08/22/2017	5,000,000.00	1.479	1.500	Federal Home Loan Bank	4,948,600.00
11816	FAC	5,000,000.00	1.500	08/30/2019	05/30/2017	5,000,000.00	1.479	1.500	Fed Home Ln Mtg Corp	4,938,050.00
11542	FAC	5,000,000.00	1.125	09/09/2019	09/09/2016	4,995,000.00	1.143	1.159	Fed Natl Mtg Assoc	4,925,000.00
11873	FAC	5,000,000.00	1.375	09/12/2019	09/12/2017	5,000,000.00	1.356	1.375	Federal Farm Credit Bank	4,938,250.00
11875	MC1	46,000.00	3.500	09/15/2019	09/15/2017	46,000.00	3.452	3.500	MARIN COUNTY	46,000.00
11546	FAC	5,000,000.00	0.850	09/16/2019	09/16/2016	5,000,000.00	1.568	1.590	Fed Home Ln Mtg Corp	4,977,650.00
11764	FAC	5,000,000.00	1.250	09/27/2019	03/27/2017	5,000,000.00	1.672	1.696	Federal Home Loan Bank	4,978,100.00
12004	FAC	5,000,000.00	1.850	09/27/2019	12/27/2017	5,000,000.00	1.825	1.850	Federal Home Loan Bank	4,963,850.00
11771	FAC	5,000,000.00	1.570	09/27/2019	03/30/2017	5,000,000.00	1.548	1.570	Fed Home Ln Mtg Corp	4,916,000.00
11558	FAC	5,000,000.00	1.000	09/30/2019	09/30/2016	5,000,000.00	1.593	1.616	Fed Home Ln Mtg Corp	4,972,950.00
11577	FAC	3,035,000.00	0.750	10/24/2019	10/24/2016	3,035,000.00	1.263	1.281	Fed Home Ln Mtg Corp	3,017,791.55
11584	FAC	5,000,000.00	1.300	10/25/2019	10/28/2016	5,000,000.00	1.282	1.300	Fed Home Ln Mtg Corp	4,916,500.00
11579	FAC	5,000,000.00	1.200	10/25/2019	10/25/2016	5,000,000.00	1.183	1.200	Fed Natl Mtg Assoc	4,910,950.00
11912	FAC	5,000,000.00	1.650	10/30/2019	10/30/2017	5,000,000.00	1.627	1.650	Fed Home Ln Mtg Corp	4,941,750.00
11885	FAC	5,000,000.00	1.520	12/27/2019	09/27/2017	4,998,750.00	0.900	0.913	Federal Home Loan Bank	4,923,350.00
11690	FAC	5,000,000.00	1.500	12/30/2019	12/30/2016	5,000,000.00	1.479	1.500	Fed Home Ln Mtg Corp	4,905,000.00

INVESTMENT #	TYPE	FACE VALUE	STATED RATE	MATURITY DATE	PURCHASE DATE	BOOK VALUE	YTM 360 DAYS	YTM 365 DAYS	DESCRIPTION	MARKET VALUE
11691	FAC	5,000,000.00	1.250	12/30/2019	12/30/2016	5,000,000.00	1.617	1.639	Fed Home Ln Mtg Corp	4,960,600.00
12039	MC1	100,000.00	3.500	02/01/2020	02/13/2018	100,115.07	3.448	3.495	MARIN COUNTY	100,115.07
12061	FAC	5,000,000.00	2.400	03/20/2020	03/20/2018	5,000,000.00	2.367	2.400	Federal Home Loan Bank	4,982,650.00
12099	FAC	5,000,000.00	2.500	04/20/2020	04/20/2018	5,000,000.00	2.465	2.500	Federal Home Loan Bank	4,992,400.00
11835	FAC	5,000,000.00	1.250	06/29/2020	06/29/2017	5,000,000.00	1.842	1.868	Federal Home Loan Bank	4,942,650.00
12069	FAC	5,000,000.00	2.500	06/29/2020	03/29/2018	5,000,000.00	2.466	2.500	Federal Home Loan Bank	4,977,050.00
12007	FAC	5,000,000.00	2.000	06/29/2020	12/29/2017	5,000,000.00	1.972	2.000	Fed Home Ln Mtg Corp	4,942,100.00
11858	FAC	5,000,000.00	1.685	08/14/2020	08/15/2017	5,000,234.03	1.381	1.400	Federal Home Loan Bank	4,906,550.00
11866	FAC	5,000,000.00	1.800	08/28/2020	08/28/2017	5,000,000.00	1.775	1.800	Federal Home Loan Bank	4,909,900.00
11876	MC1	44,000.00	3.500	09/14/2020	09/15/2017	44,000.00	3.452	3.500	MARIN COUNTY	44,000.00
11880	FAC	5,000,000.00	1.800	09/21/2020	09/21/2017	5,000,000.00	1.775	1.800	Fed Home Ln Mtg Corp	4,898,400.00
11890	FAC	5,000,000.00	1.500	09/29/2020	09/29/2017	5,000,000.00	1.862	1.888	Fed Home Ln Mtg Corp	4,916,850.00
11908	FAC	5,000,000.00	1.850	10/27/2020	10/27/2017	5,000,000.00	1.824	1.850	Fed Natl Mtg Assoc	4,905,850.00
11931	FAC	4,700,000.00	1.500	11/17/2020	11/17/2017	4,700,000.00	2.128	2.157	Fed Home Ln Mtg Corp	4,676,077.00
11991	FAC	5,000,000.00	2.000	12/14/2020	12/14/2017	5,000,000.00	1.972	2.000	Federal Home Loan Bank	4,913,950.00
11992	FAC	5,000,000.00	2.000	12/14/2020	12/14/2017	5,000,000.00	1.972	2.000	Federal Home Loan Bank	4,913,950.00
12124	FAC	5,000,000.00	2.700	12/21/2020	05/21/2018	4,994,600.00	2.706	2.744	Federal Farm Credit Bank	5,002,700.00
12032	FAC	5,000,000.00	2.300	01/26/2021	01/26/2018	5,000,000.00	2.268	2.300	Federal Home Loan Bank	4,951,000.00
12034	FAC	5,000,000.00	2.200	01/29/2021	01/29/2018	5,000,000.00	2.169	2.200	Federal Home Loan Bank	4,935,450.00
12040	MC1	100,000.00	3.500	01/31/2021	02/13/2018	100,115.07	3.448	3.495	MARIN COUNTY	100,115.07
12045	FAC	5,000,000.00	2.125	02/12/2021	02/12/2018	5,000,000.00	2.337	2.369	Federal Home Loan Bank	4,975,000.00
12050	FAC	5,000,000.00	2.420	02/26/2021	02/28/2018	5,000,000.00	2.386	2.420	Fed Home Ln Mtg Corp	4,959,350.00
12108	FAC	5,000,000.00	2.700	04/30/2021	04/30/2018	5,000,000.00	2.663	2.700	Fed Home Ln Mtg Corp	4,992,550.00
12143	FAC	5,000,000.00	2.550	06/28/2021	06/28/2018	5,000,000.00	2.966	3.007	Fed Home Ln Mtg Corp	4,997,750.00
11877	MC1	42,000.00	3.560	09/15/2021	09/15/2017	42,000.00	3.511	3.560	MARIN COUNTY	42,000.00
12041	MC1	100,000.00	3.560	02/01/2022	02/13/2018	100,117.04	3.507	3.555	MARIN COUNTY	100,117.04
11738	RRP	666,959.70	4.500	02/28/2022	03/01/2017	666,959.70	4.438	4.500	MARIN COUNTY	666,959.70

INVESTMENT #	TYPE	FACE VALUE	STATED RATE	MATURITY DATE	PURCHASE DATE	BOOK VALUE	YTM 360 DAYS	YTM 365 DAYS	DESCRIPTION	MARKET VALUE
11869	RRP	2,300,000.00	4.500	09/01/2022	09/01/2017	2,300,000.00	4.438	4.500	MARIN COUNTY	2,300,000.00
11878	MC1	40,000.00	3.648	09/15/2022	09/15/2017	40,000.00	3.598	3.648	MARIN COUNTY	40,000.00
12042	MC1	100,000.00	3.648	02/01/2023	02/13/2018	100,119.93	3.593	3.643	MARIN COUNTY	100,119.93
		1,166,812,443.47				1,158,259,359.60				1,159,505,506.24
		AMORTIZATION & ACCRETION OF PREMIUMS & DISCOUNTS				10,054.76			ACCRUED INTEREST DISCOUNT INVESTMENTS	
		1,166,812,443.47				1,158,269,414.36				1,159,505,740.27



TREASURER DIVISION - DEPARTMENT OF FINANCE
PORTFOLIO SUMMARY REPORT - OPERATING FUNDS
COUNTY OF MARIN, SCHOOLS & SPECIAL DISTRICTS
June 30, 2018

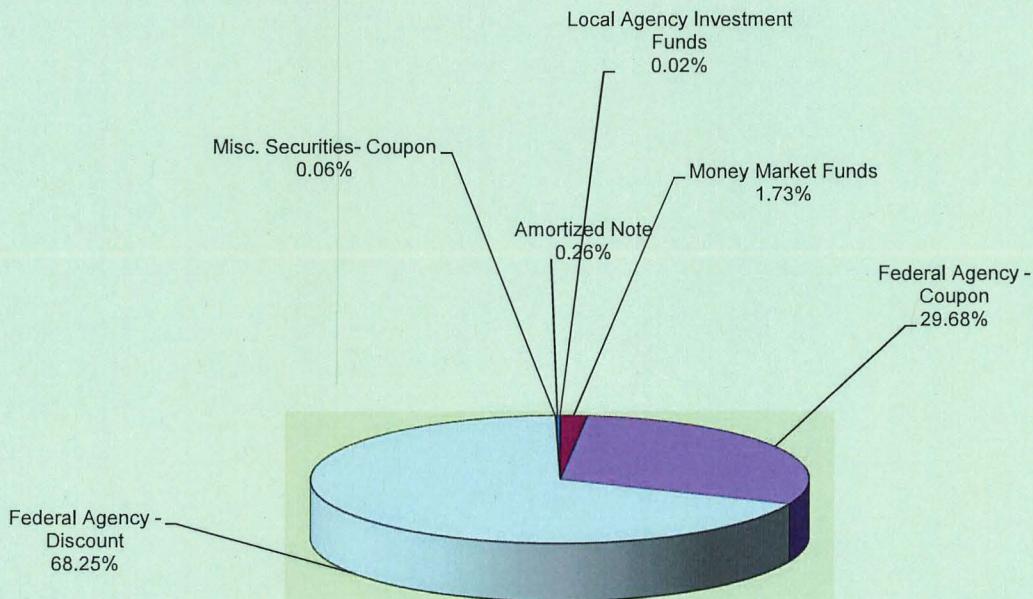
DESCRIPTION	ENDING BALANCE June 30, 2018	AVERAGE BALANCE June 30, 2018	WEIGHTED AVERAGE DAYS TO MATURITY	ANNUALIZED YIELD June 30, 2018	YIELD June 30, 2018
LOCAL AGENCY INVESTMENT FUNDS	\$242,051.28	\$242,051.28	1	1.905	1.854
MONEY MARKET FUNDS	\$20,000,000.00	\$18,829,970.11	1	1.707	1.700
FEDERAL AGENCY ISSUES - COUPON	\$343,741,812.29	\$344,267,531.75	461	1.604	1.633
FEDERAL AGENCY ISSUES - DISCOUNT	\$790,537,521.66	\$833,484,130.87	102	1.715	1.759
TREASURY SECURITIES - COUPON					
TREASURY SECURITIES - DISCOUNT					
MISC SECURITIES - COUPON	\$720,582.18	\$720,000.00	893	3.541	3.538
AMORTIZED NOTE	\$3,017,392.19	\$3,061,246.53	1,463	4.029	4.483
TOTALS & AVERAGES	\$1,158,259,359.60	\$1,200,604,930.53	211	1.690%	1.729%


The Local Agency Investment Funds is an open ended account and is not included in the total weighted days to maturity.

**Treasurer Division - Department of Finance
Portfolio Yield Report - Operating Funds
County of Marin, Schools & Special Districts
June 30, 2018**

INVESTMENT HOLDINGS	BOOK VALUE	6/30/18
Local Agency Investment Funds	\$242,051.28	1.854%
Money Market Funds	\$20,000,000.00	1.700%
Federal Agency - Coupon	\$343,741,812.29	1.633%
Federal Agency - Discount	\$790,537,521.66	1.759%
Misc. Securities- Coupon	\$720,582.18	3.538%
Amortized Note	\$3,017,392.19	4.483%
TOTAL	\$1,158,259,359.60	1.729%

PORTFOLIO ALLOCATION





TREASURER DIVISION - DEPARTMENT OF FINANCE


REPORT OF INVESTMENTS - NON-OPERATING FUNDS

CHILDREN & FAMILIES COMMISSION

June 30, 2018

Page 1

INVESTMENT #	TYPE	FACE VALUE	MATURITY DATE	PURCHASE DATE	BOOK VALUE	YTM 360 DAYS	YTM 365 DAYS	DESCRIPTION	MARKET VALUE
101	LA2	100,536.86	//	//	100,536.86	1.828	1.854	LOCAL AGENCY INVESTMENT FUND	100,536.86
		100,536.86			100,536.86				100,536.86



TREASURER DIVISION - DEPARTMENT OF FINANCE

REPORT OF INVESTMENTS - NON-OPERATING FUNDS

SAN RAFAEL SCHOOLS

June 30, 2018

Page 1

INVESTMENT #	TYPE	FACE VALUE	MATURITY DATE	PURCHASE DATE	BOOK VALUE	YTM 360 DAYS	YTM 365 DAYS	DESCRIPTION	MARKET VALUE
687	LA1	0.00	/ /	/ /	0.00	5.181	5.253	LOCAL AGENCY INVESTMENT FUND	0.00
746	LA1	435,492.60	/ /	/ /	435,492.60	1.828	1.854	LOCAL AGENCY INVESTMENT FUND	435,492.60
		435,492.60			435,492.60				435,492.60
AMORTIZATION & ACCRETION OF PREMIUMS & DISCOUNTS					-0-				
		435,492.60			435,492.60				435,492.60